



Inspiring Futures
through Learning

Curriculum Parent Presentation

Year 1

Mrs Watkins, Mrs Buckingham
and Miss Willmott


Typical Day

- ▶ 8:50am Wellbeing Check in (Colour Monsters) and Register
- ▶ 9:00 am Phonics
- ▶ 9:30 am English
- ▶ 10:25 am Breaktime
- ▶ 10:45 am Maths (White Rose)
- ▶ 11:45 am Story/News time
- ▶ 12:00 pm Lunch
- ▶ 1:00pm Register
- ▶ 1:10pm Non-core subject (History/Geography, Science, RE or Art/DT)
- ▶ 2:00 pm Non-core subject (PE, Music or Jigsaw)
- ▶ 2:40pm Assembly
- ▶ 3:00pm Story time
- ▶ 3.10 pm Home time

Timetable

	Monday	Tuesday	Wednesday	Thursday	Friday
8:40-8:55	Check in/EMW	Check in/EMW	Check in/EMW	Check in/EMW	Check in/EMW
9:00-9:30	Phonics	Phonics	Phonics	Phonics	Phonics
9:30-10:25	English	English	English	English	English
10:25-10:40	Break Time				
10:40-11:30	Maths	Maths	Maths	Maths	Maths
11:30-12:00	Reading	Talk Through Story	Reading	Talk Through Story	Reading
12:00-1:00	Lunch				
1:00-1:10	Speed Sounds Lesson	Speed Sounds Lesson	Speed Sounds Lesson	Speed Sounds Lesson	Speed Sounds Lesson
1:10-2:00	Art/DT	PE Outside	Forest Fun/Library	PE in the Hall	Computing
2:00-2:40	PHSE - Jigsaw	History/ Geography	Science	RE – 20 mins	Reward time
2:40-3:00	Value Assembly	Story	Singing Assembly	Music	Celebration Assembly
3:00-3:10	Check out				

Colour Monsters



- ▶ At Ashbrook School, our children's wellbeing is our number one priority. To help the children develop an understanding of their emotions we use a key text 'The Colour Monster'.
- ▶ During their time at Ashbrook children become familiar with the language used to describe a range of feelings that we all experience. We support children by validating their feelings.
- ▶ How do we use 'colour monsters' to support children?
- ▶ The children learn about the feelings associated with the different colour monsters and then add their named stick into the corresponding jars in class. Staff will support children if they are feeling sad, worried, angry or upset.
- ▶ Understanding children are their emotions is key to their success in school. Sometimes we support beyond the colour monsters through early help and other nurture arrangements in school.

Curriculum Overview

- ▶ This is the first year of the National Curriculum and, like all year groups, Year 1 follows the government statutory schemes of learning.
- ▶ Phonics is a big part of Year 1 and we follow RWInc. Your child will continue to expand on their knowledge of phonics and will probably surprise you with just how quickly they develop their reading. They undertake phonics learning each day. They learn tricky Red words, spelling rules and how to Fred talk (sound out), pinch their sounds, Fred in their head to aid them with their reading and writing.
- ▶ In June there is a year 1 phonics screening test which helps us to identify if your child is secure in sounding out and blending graphemes. It also detects if they can read decodable words.
- ▶ Lessons are exciting and we link cross-curricular learning as much as possible. The children will learn to plan and write their own wonderful creative stories, design posters and leaflets. They will learn to write in sentences and to use exciting language – all while improving their handwriting.
- ▶ Maths lessons this year start with FB4 and include plenty of hands-on activities. Now that the children are using numbers over 20, they learn to use a 100 square to help with their adding and subtracting. Number bonds will also be reinforced and they will learn to count forwards, backwards, in 2s, 5s, 10s, 20s, and they will double and halve. Again, always learning in a fun and engaging way.

Phonics

Read Write Inc. Desktop Speed Sounds Chart

Speed Sounds Set 1

m m	a a	s s	d d	t t
i i	n n	p p	g g	o o
c c	k k	u u	b b	f f
e e	l l	h h	sh sh	r r
j j	v v	y y	w w	th th
z z	ch ch	qu qu	x x	ng nk

Speed Sounds Set 2

ay may I play?	ee what can you see?	igh fly high	ow blow the snow	oo poo at the zoo
oo look at a book	ar start the car	or shut the door	air that's not fair	ir what's in the tin?
		ou shout it out	oy toy for a boy	

Speed Sounds Set 3

ea cup of tea	oi spoil the boy			
a-e make a cake	i-e nice smile	o-e phone home	u-e high jump	aw yawn at dawn
are care and share	ur nurse with a purse	er it's better letter	ow brown cow	ai it's raining
oa goat in a boat	ew chew the straw	ire fire, fire!	ear listen with your ear	ure sure it's pure

Complex Speed Sounds

Consonant sounds

f	l	m	n	r	s	v	z	sh	th	ng
ff	ll	mm	nn	rr	ss	ve	zz	ti		nk
ph	le	mb	kn	wr	se		s	ci		
					c		se			
					ce					

b	c	d	g	h	j	p	qu	t	w	x	y	ch
bb	k	dd	gg		j	pp		tt	wh			tch
	ck				g							
	ch				ge							
					dge							

Vowel sounds

a	e	i	o	u	ay	ee	igh	ow
	ea				a-e	y	i-e	o-e
					ai	ea	ie	oa
						e	i	o
							y	

oo	oo	ar	or	air	ir	ou	oy	ire	ear	ure
u-e			oor	are	ur	ow	oi			
ue			ore		er					
ew			aw							
			au							

English

- ▶ Drawing Club - What is Drawing Club? Familiarity with Foundation
- ▶ Follow the weekly format of Character, setting, adventure, adventure, adventure
- ▶ 3 Ms - making conversation, mark making, maths
- ▶ Key vocabulary
- ▶ Magic code helps the character or adventure improve in some way

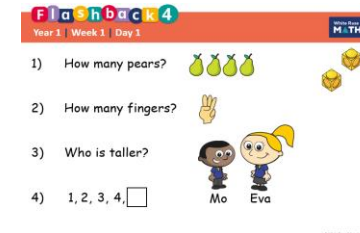
Year 1 Common Exception Words

the	is	no	one
a	his	go	once
do	has	so	ask
to	I	by	friend
today	you	my	school
of	your	here	put
said	they	there	push
says	be	where	pull
are	he	love	full
were	me	come	house
was	she	some	our
	we		


► These are the words the children by the end of year 1 have to learn to read and spell.

Maths

- ▶ At Ashbrook we follow a maths mastery approach (White Rose).
- ▶ We start each lesson with a Flashback 4 which covers prior learning and helps the children to make links with current learning.



- ▶ Embedded within our lessons is CPA (Concrete, pictorial and abstract)



$$2 + 3 = 5$$

- ▶ We begin the year exploring place value (counting objects, 1 more, 1 less as well as ordering and comparing using the language 'greater' and 'less/fewer'). As the year progresses the children will explore numbers to 100.

Maths

- ▶ The children build on their number knowledge from Foundation and use this when adding, subtracting, multiplying and dividing.
- ▶ At home - encourage children to count when out and about, allow the children to play with money or use money in a shop, play board games that encourage counting

Curriculum Overview

- ▶ There are a wide range of subjects covered in Year 1, and your child will undoubtedly have their personal favourites. Some of the Year 1 activities include:
- ▶ experiments (Science) and product design (DT)
- ▶ learning the history of things (History) and about the local area we live in (Geography)
- ▶ dancing, playing games and using gym apparatus (PE)
- ▶ painting, drawing and more creative processes (Art)
- ▶ They will also develop their social skills and empathy for each other during RE and circle times.
- ▶ Year 1 is an important year for your child's increasing independence. The days are so varied and busy, the hours just fly by!

Enhanced Provision



Enhanced provision



Classroom leading on to our outside area

Can you spot the rainbow challenges?

Reading



Are you a reading
star?

Reward	Points
Bronze	5 ★
Silver	15 ★
Gold	25 ★
Platinum	40 ★
Diamond	60 ★

5 reads/
1 filled page/
signed in reading record = 1 x



Learning with parents



How it works

1. Click on the link in the email/text from Learning with Parents

Go to site



2. Read together with your child

3. Take a photo or record an audio clip to show your teacher how it went



 @learnwparents

 @LearningwithParents

 www.learnwithparents.com

Our Values and Aims

School Values

- ▶ Caring
- ▶ Co-operation
- ▶ Responsibility
- ▶ Respect
- ▶ Patience
- ▶ Perseverance

Curriculum Aims

- ▶ Successful learners
- ▶ Effective contributors
- ▶ Responsible citizens
- ▶ Confident individuals

Rewards & Celebrations

- ▶ Assembly time is used to explore our values and learning aims. We celebrate the children's achievements in demonstrating the values on a daily basis with our stars in the jar and class rewards. These are revisited through our 'School Awards' presented every Friday and at the end of each half term.
- ▶ All children are allocated a house when they join the Ashbrook family. The children work towards a collective reward celebrated at the end of each half term. The stars are earned when children display our key values.



School Council

Play Rangers

Eco
Warriors

House Captains

Youth
Parliament

Digital Leaders

Librarians

Home Learning

- ▶ Every week the children bring home their home learning books on a Friday. It will include two Flashback 4s from the week's maths lessons and a reasoning task that they have also completed that week for consolidation.
- ▶ The spellings are adapted according to the children's phonics levels and these are tested on a Thursday. They are taken from the Year 1 common exception words.
- ▶ Please help your child complete their home learning and to practise their spellings.
- ▶ Completed home learning needs to be handed in by the following Wednesday.
- ▶ Also read every day with your child, school or home book
- ▶ Practically use numbers as you walk up the stairs, count the lampposts as you walk to school, look at door numbers, count how many peas are left on their plate
- ▶ Please help your child to learn their address - door number and road name

How to support your child at home

- Attendance
- Punctual arrival
- Daily reading practice (- this all helps to contribute to the children's reading stars!)
- Support spelling practice

Attendance and punctuality

Punctuality

- ▶ Children are expected to arrive at school between 8.30 am and 8.40 am to ensure the children are settled and ready to start their learning
- ▶ A late mark is given to any child arriving after 8:45am.
- ▶ The registers close at 9am. If a child arrives after this they will be given an unauthorised absence mark (U late after the register closed)

Absence

- ▶ Parent/carers must contact the school on the day of the absence and each subsequent day of absence. This should be done either via MCAS or telephone.
DO NOT USE EMAIL
- ▶ If no contact is made regarding a child's absence a home visit will be carried out to ensure the child is safe.
- ▶ Schools are no longer allowed to authorise requests for children to be taken out of school in term time unless there are "exceptional circumstances".
- ▶ Sanctions for 10 sessions of unauthorised absence:
Fixed Penalty Notices (FPN) are issued to each parent and per child. A FPN is £80 if paid within 21 days, and £160 if paid between 22 and 28 days. If the fine is not paid, you will be prosecuted in the magistrates' court and could receive a fine of up to £1000 (per parent) and a criminal record.
If a second period of leave is taken within 3 years (same parent/child) then the fine will start at £160 payable in 28 days.
If there is a third offence in 3 years (same parent/child) then the matter will be prosecuted in the magistrate's court.
- ▶ fines can now be issued if there are 10 unauthorised sessions in 10 school weeks (as above) the time taken doesn't need to be consecutive as was previously the case.
- ▶ It should be noted the Fixed Penalty Notice can be issued where there is a combination of codes, so lateness after the register, unauthorised absence or unauthorised term time leave.

- ▶ The school will: Analyse attendance and absence data regularly to identify pupils or cohorts that need additional support with their attendance, and use this analysis to provide targeted support to these pupils and their families.
- ▶ PATH schools have a whole school attendance target of 97%
- ▶ Parents will be informed half termly if their child's attendance drops below 96%
- ▶ Parent will be informed if their child's attendance drops below 93% and support offered.
- ▶ If attendance drops below 90% Parents will be invited into school to work collaboratively on creating an action plan with a support first approach.

Communications

- We have an open-door policy, please approach any member of the staff if you have an urgent query or concern
- School website
- My Child at School (MCAS) is used to inform of special dates, events and reminders
- Curriculum dates, events, will be on the website and facebook pages
- Sway newsletter will keep you uptodate on what has happened in school that week and how you can support your child.
- Regular coffee mornings
- First aid
- Please ensure we have your correct telephone number and contact details at all times.



How to keep in touch

Our Facebook page has the latest update on what is happening in our school community

<https://www.facebook.com/AshbrookSchoolMK>

Our website has all the upcoming dates of events that will be taking place over each half term.

[Ashbrook School](#)





Questions

We welcome any questions you may have?