



Inspiring Futures
through Learning

Curriculum Parent Presentation

Year 1

Mrs Zubairi and Mrs Antac




Typical Day

- ▶ 8:50am Wellbeing Check in (Colour Monsters) and Register
- ▶ 9:00 am English
- ▶ 10:00am RWI
- ▶ 10:30 am Breaktime
- ▶ 10:50 am Maths (White Rose)
- ▶ 11:45 am Story/News time
- ▶ 12:00 pm Lunch
- ▶ 1:00pm Register
- ▶ 1:10pm Non-core subject (History/Geography, Science, RE or Art/DT)
- ▶ 2:00 pm Non-core subject (PE, Music or Jigsaw)
- ▶ 2:40pm Assembly (every Monday and Wednesday)
- ▶ 3:00pm Story time
- ▶ 3.10 pm Home time

Year 1 weekly timetable

Day	8.40-9.15	9-10am	10-10.30am	10.30-10.45	10.50-11.50	11.50-12.00	12.00-1.00	1.00-1.15	1.15-2.00	2.00-2.40	2.40-3.10
Monday	Register/ Check in	English	RWI	Br e a k	Maths	M a t h s f l u e n c y	L U N C H T I M E	RWI speed y sounds	Art Spirals	Jigsaw – Being me in my world 	Assembly LA
Tuesday		English	RWI		Maths			RWI speed y sounds	PE (Fitness) indoors	Geography My class, My school	Story time
Wednesday		English	RWI		Maths			RWI speed y sounds	Science Identify and name materials	Music – Pitch Superheroes	
Thursday		English	RWI		Maths			RWI speed y sounds	RE Is everybody special	PE outdoors Ball skills	Story time
Friday		Star of the week Celebration assembly 9:10am Handwriting 9:30-10am	RWI		English			RWI speed y sounds	Maths	Library Zebras Spellings Giraffes	Library Giraffes Spellings Zebras

Colour Monsters



- ▶ At Ashbrook School, our children's wellbeing is our number one priority. To help the children develop an understanding of their emotions we use a key text 'The Colour Monster'.
- ▶ During their time at Ashbrook children become familiar with the language used to describe a range of feelings that we all experience. We support children by validating their feelings.
- ▶ How do we use 'colour monsters' to support children?
- ▶ The children learn about the feelings associated with the different colour monsters and then add their named stick into the corresponding jars in class. Staff will support children if they are feeling sad, worried, angry or upset.
- ▶ Understanding their emotions is key to their success in school. Sometimes we support beyond the colour monsters through early help and other nurture arrangements in school.



Curriculum Overview

- ▶ This is the first year of the National Curriculum and, like all year groups, Year 1 follows the government statutory schemes of learning.
- ▶ Phonics is a big part of Year 1 and we follow RWInc. Your child will continue to expand on their knowledge of phonics and will probably surprise you with just how quickly they develop their reading. They undertake phonics learning each day. They learn tricky Red words, spelling rules and how to Fred talk (sound out), pinch their sounds, Fred in their head to aid them with their reading and writing.
- ▶ In June there is a year 1 phonics screening test which helps us to identify if your child is secure in sounding out and blending graphemes. It also detects if they can read decodable words.
- ▶ Lessons are exciting and we link cross-curricular learning as much as possible. The children will learn to plan and write their own wonderful creative stories, design posters and leaflets. They will learn to write in sentences and to use exciting language – all while improving their handwriting.
- ▶ Maths lessons this year start with FB4 and include plenty of hands-on activities. Now that the children are using numbers over 20, they learn to use a 100 square to help with their adding and subtracting. Number bonds will also be reinforced and they will learn to count forwards, backwards, in 2s, 5s, 10s, 20s, and they will double and halve. Again, always learning in a fun and engaging way.

Phonics

Read Write Inc. Phonics Desktop Speed Sounds Chart

Speed Sounds Set 1

m m	a a	s s	d d	t t
i i	n n	p p	g g	o o
c c	k k	u u	b b	f f
e e	l l	h h	sh sh	r r
j j	v v	y y	w w	th th
z z	ch ch	qu qu	x x	ng nk

Speed Sounds Set 2

ay may I play?	ee what can you see?	igh fly high	ow blow the snow	oo poo at the zoo
oo look at a book	ar start the car	or shut the door	air that's not fair	ir what and turn
		ou shout it out	oy toy for a boy	

Speed Sounds Set 3

ea cup of tea	oi spoil the boy			
a-e make a cake	i-e nice smile	o-e phone home	u-e high five	aw yawn at dawn
are come and share	ur nurse with a purse	er a better letter	ow brown cow	ai drill in the rain
oa goat in a boat	ew chew the stew	ire fry, fry!	ear listen with your ear	ure sure it's pure

Complex Speed Sounds

Consonant sounds

f	l	m	n	r	s	v	z	sh	th	ng
ff	ll	mm	nn	rr	ss	ve	zz	ti		nk
ph	le	mb	kn	wr	se		s	ci		
					c		se			
					ce					

b	c	d	g	h	j	p	qu	t	w	x	y	ch
bb	k	dd	gg		g	pp		tt	wh			tch
	ck				ge							
	ch				dge							


Vowel sounds

a	e	i	o	u	ay	ee	igh	ow
	ea				a-e	y	i-e	o-e
					ai	ea	ie	oa
						e	i	o
							y	

oo	oo	ar	or	air	ir	ou	oy	ire	ear	ure
u-e			oor	are	ur	ow	oi			
ue			ore		er					
ew			aw							
			au							

English

- ▶ Drawing Club - What is Drawing Club? Building on from the success in Foundation
- ▶ Follow the weekly format of character, setting, adventure, adventure, adventure
- ▶ 3 Ms - making conversation, mark making, maths
- ▶ Key vocabulary
- ▶ Magic code helps the character or adventure improve in some way
- ▶ More information about our English curriculum is on Ashbrook's website.



Year 1 Common Exception Words

the
a
do
to
today
of
said
says
are
were
was

is
his
has
I
you
your
they
be
he
me
she
we

no
go
so
by
my
here
there
where
love
come
some

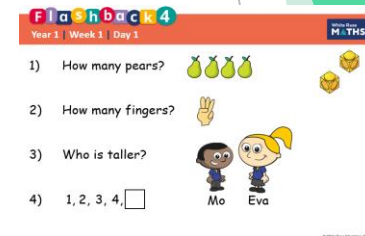
one
once
ask
friend
school
put
push
pull
full
house
our




These are the words the children by the end of year 1 have to learn to read and spell.

Maths

- ▶ At Ashbrook we follow a maths mastery approach (White Rose).
- ▶ We start each lesson with a Flashback 4 which covers prior learning and helps the children to make links with current learning.



- ▶ Embedded within our lessons is CPA (concrete, pictorial and abstract)



$$2 + 3 = 5$$

- ▶ We begin the year exploring place value (counting objects, 1 more, 1 less as well as ordering and comparing using the language 'greater' and 'less/fewer'). As the year progresses the children will explore numbers to 100.

Maths

- ▶ The children build on their number knowledge from Foundation and use this when adding, subtracting, multiplying and dividing.
- ▶ At home - encourage children to count when out and about, allow the children to play with money or use money in a shop, play board games that encourage counting
- ▶ We will also have dedicated sessions for parents to attend to see how maths is taught.
- ▶ More information about our maths curriculum is on Ashbrook's website.

Curriculum Overview

- ▶ There are a wide range of subjects covered in Year 1, and your child will undoubtedly have their personal favourites. Some of the Year 1 activities include:
- ▶ Experiments (Science) and product design (DT)
- ▶ Learning the history of things (History) and about the local area we live in (Geography)
- ▶ Dancing, playing games and using gym apparatus (PE)
- ▶ Painting, drawing and more creative processes (Art)
- ▶ They will also develop their social skills and empathy for each other during RE and circle times.
- ▶ Year 1 is an important year for your child's increasing independence. The days are so varied and busy, the hours just fly by!

Enhanced Provision



These areas give children the chance to explore, create, and work together. They support early science and problem-solving, build teamwork, and encourage creativity through play.



Class Dojo Awards

































At Ashbrook, we use **Class Dojo** as a fun and effective way to promote positive behaviour, build a strong classroom community.

What is Class Dojo?

Class Dojo is a digital platform that allows teachers to award points to students for demonstrating positive behaviours such as:

- Showing kindness and respect
- Staying on task
- Helping others
- Participating actively
- Demonstrating the school values

 84 Whole Class	 2 Aira	 6 Amelia	 6 Bhanujan	 3 Dviti	 2 Eijaz	 4 Fenrick	 1 Georgia	 2 Hayansh	 2 Joshua
 6 Khadija	 2 Kyan	 2 Madhunika	 4 Matei	 2 Nana	 3 Oliver	 5 Omar	 2 Riana	 4 Rishaan	 5 Rory
 3 Ruby	 2 Salar	 3 Sam	 2 Sara	 2 Tiberius	 2 Vanessa	 2 Victoria	 2 Zahra	 3 Ziggy	 Add students

How Do Rewards Work?

Students earn Dojo points throughout the week. These points can be exchanged for rewards that motivate and celebrate their efforts. Rewards may include:

- Extra playtime
- Choosing a class activity
- Stickers or certificates
- Special responsibilities (e.g., line leader, classroom helper)
- Positive notes home

Our Goal

We aim to create a positive learning environment where every child feels recognised and encouraged. Class Dojo rewards help us reinforce good choices and build confidence in a fun and meaningful way.

Learning with parents



Our shared area



Learning with parents

- ❑ Learning with Parents is our online reading log.
- ❑ It is about partnership between home and school.
- ❑ It allows you to upload videos and audio of your child reading at home, so we can support if you have any difficulties. There is no obligation to upload. Comments will be read - but not on a daily basis.
- ❑ It allows us track how much and how frequently your child is reading at home - and ultimately, reward this in school.
- ❑ It is a place where any 1:1 phonics support will be recorded (including interventions and booster groups).
- ❑ Please speak in the first instance with your child's class teacher at the end of a school day if you have queries about LWP.



The digital reading log

How it works

1.

Click on the link in the email/text from Learning with Parents

Go to site



2.

Read together with your child

3.

Take a photo or record an audio clip to show your teacher how it went



@learnwparents



@LearningwithParents



www.learningwithparents.com

★ Reading



Are you a reading
star?

Reward	Points
Bronze	5 ★
Silver	15 ★
Gold	25 ★
Platinum	40 ★
Diamond	60 ★

5 reads/
1 filled page/
signed in reading record = 1 x



Our Values and Aims

School Values

- ▶ Caring
- ▶ Co-operation
- ▶ Responsibility
- ▶ Respect
- ▶ Patience
- ▶ Perseverance

Curriculum Aims

- ▶ Successful learners
- ▶ Effective contributors
- ▶ Responsible citizens
- ▶ Confident individuals

Rewards & Celebrations

- ▶ Assembly time is used to explore our values and learning aims. We celebrate the children's achievements in demonstrating the values on a daily basis with our stars in the jar and class rewards. These are revisited through our 'School Awards' presented every Friday and at the end of each half term.
- ▶ All children are allocated a house when they join the Ashbrook family. The children work towards a collective reward celebrated at the end of each half term. The stars are earned when children display our key values.



School Council

Play Rangers

Eco
Rangers

House Captains

Youth
Parliament

Digital Leaders

Librarians

Home Learning

- ▶ Every week the children bring home their home learning books on a Friday. It will include two Flashback 4s from the week's maths lessons and a reasoning task that they have also completed that week for consolidation.
- ▶ The spellings are adapted according to the children's phonics levels and these are tested on a Thursday. They are taken from the Year 1 common exception words.
- ▶ Please help your child complete their home learning and to practise their spellings.
- ▶ Completed home learning needs to be handed in by the following Wednesday.
- ▶ Also read every day with your child, school or home book
- ▶ Practically use numbers as you walk up the stairs, count the lampposts as you walk to school, look at door numbers, count how many peas are left on their plate
- ▶ Please help your child to learn their address - door number and road name

How to support your child at home

- Attendance (Good attendance = best chances in school)
- Punctual arrival. Arriving late can really unsettle routines.
- Daily reading practice (this all helps to contribute to the children's reading stars!)
- Support spelling practice

Attendance - things to note



Gates

8.30 - Gates open

8.40 - Gates close (arrival after 8.40 will result in an L Code - late mark)

9am - Registers close (arrival after 9am will result in a U Code - unauthorised absence)

Punctuality

If your child regularly arrives late you will receive a phone call from someone in the attendance team to check in and see if there are any ways we can support you.

Your Child's attendance is reviewed on a regular basis

Below 96%

If your child's attendance falls below 96%, you will receive a leaflet of signposted support to improve attendance.

Below 90%

If your child's attendance falls below 90%, they are considered to be a persistent absentee and you will receive a letter to inform you attendance needs to improve.

Below 88%

If your child's attendance falls below 88% we will start our tiered approach to improve attendance with an attendance plan. You will then be required to provide proof for ALL absences including illness.

Below 50%

If your child's attendance falls below 50% they are considered to be Severely absent. At this point a referral will be submitted to the Multi Agency Safeguarding Hub and the council will become involved in managing their attendance.

Illness

Children are fine to come to school with mild coughs and colds. We can administer Calpol if needed during the day.

If your child is too unwell to attend, please inform school every day by 8.30. This should be done via your MCAS account or telephone message.

IF YOU DO NOT CONTACT US A HOME WELFARE VISIT WILL BE CARRIED OUT

From the third day of illness, a member of the pastoral or attendance team may do a home welfare visit to check in with you and your child.

For 5 or more days of illness medical evidence must be provided or the absence may not be authorised.

Planned Absence

Please notify school of any planned absence via the leave of absence form on our Website, proof will be required.

Term time holidays can not be authorised and you may receive a fixed penalty notice (Fine) from MK Council

PENALTY NOTICE FINES FOR SCHOOL ATTENDANCE IS CHANGING

1

FIRST OFFENCE

The first time a Penalty Notice is issued for Term Time Leave or irregular Attendance the amount will be:

£160 per parent, per child if paid within 28 days
Reduced to £80 per parent, per child if paid within 21 days.

2

SECOND OFFENCE (WITHIN 3 YEARS)

The second time a Penalty Notice is issued for Term Time Leave or irregular Attendance the amount will be:

£160 per parent, per child to be paid within 28 days. No reduced rate will be offered.

The following changes will come into force for Penalty Notice Fines issued after **19th August 2024**.

3

THIRD OFFENCE AND ANY FURTHER OFFENCES (WITHIN 3 YEARS)

The third time an offence is committed for Term Time Leave or irregular Attendance a Penalty Notice will not be issued, and the case will be presented straight to the Magistrates' Court. Magistrates' fines can be up to £2500 per parent, per child. Cases found guilty in Magistrates' Court can show on a Parents future DBS certificate, due to failure to safeguard a child's education.

10 SESSIONS (5 DAYS) OF UNAUTHORISED ABSENCE IN A 10-WEEK PERIOD

Penalty Notice Fines will be considered when there has been 10 sessions of unauthorised absence in a 10-week period.

Parking and safety



Communications

- We have an open-door policy, please approach any member of the staff if you have an urgent query or concern
- School website
- MCAS is used to inform parents of special dates, events and reminders
- Curriculum overview of learning which is included in the SWAY newsletter weekly
- Regular coffee mornings
- First aid



Partnership: Home and School

- We have an open-door policy, please approach any member of the staff if you have a query or concern.
- Regular coffee mornings/afternoons for our school community.
- What's App groups and chat - consider the impact on other parents and school. Positive partnership is key.
- PTA and parent support (grounds, building, donations, Friday tuck shop).



How to keep in touch

Our weekly SWAY newsletter is not to be missed! Which is full of photos and updates on what exciting learning opportunities the children have participated in over the week. There are also reminders for dates coming up.

Our Facebook page has the latest update on what is happening in our school community. Follow us and share our items.

<https://www.facebook.com/AshbrookSchoolMK>



Our website has all the upcoming dates of events that will be taking place over each half term. You can subscribe to the Ashbrook calendar. [Ashbrook School](#)



- Speak to class teachers or school office if needed.
- Mrs Begum is the Key Stage 1 lead.
- Mrs Almond is our Assistant Head
- Mr Ainscow is the Headteacher



Questions

We welcome any questions you may have?